



Royal Education Society's  
**COLLEGE OF COMPUTER SCIENCE AND INFORMATION TECHNOLOGY**  
**(COCSIT), LATUR – 413 531.**

**Academic and Administrative Audit of Colleges**

**Year of Academic Audit**

**2018-19**



### Marking System for Evaluation of Academic Activities and Infrastructural Facilities

<b>Total Assessment Score:</b>	<b>300</b>		
<b>Score Secured:</b>			
<b>Grade Secured:</b>			

<b>Criteria</b>	<b>Minimum Score Required</b>
a. Established with less than 5 years	50% points out of total points
b. Established between 5 to 10 years	55% points out of total points
c. Established more than 10 years	60% points out of total points

### Grading System

<b>Letter Grade</b>	<b>Score</b>	<b>Performance Descriptor</b>
A	Above 76 %	Excellent
B	From 61 to 75.99%	Good
C	From 51 to 60.99%	Satisfactory
D	Below 50 %	Need Improvement

#### Note:

- Academic and Administrative Audit format for affiliated colleges is available on university website [www.bamu.ac.in](http://www.bamu.ac.in) for download.
- The Principal of the college is required to submit all details to justify the remarks mentioned under Sections A, B,C,D.**
- All information should be in prescribed format with all supporting documents should be submitted for last three years in year wise manner.
- A duly completed format should be made available both in hard copy and electronic copy to the committee.
- It is mandatory to display the audit report on the college website.



## Profile of the College

<b>1. Name &amp; Address of the College</b>	College of Computer Science and Information Technology (COCSIT), COCSIT Campus, Ambajogai Road, Latur – 413512		
<b>2. Year of Establishment</b>	2001-02		
<b>3. Contact Details:</b> a) Phone Number : b) Email : c) Website :	02382- 228646 <a href="mailto:cocsit365@rediffmail.com">cocsit365@rediffmail.com</a> <a href="http://www.cocsit.org.in">www.cocsit.org.in</a>		
<b>4. NAAC Cycle &amp; Grade</b>	Applying for 2 <sup>nd</sup> cycle		
<b>5. Status :</b> a. Autonomous b. Government c. Aided d. Un-aided	Un-aided		
<b>6. Name of the Principal &amp; Contact Details</b>	Dr. N. S. Zulpe 02382- 229191 <a href="mailto:nitishzulpe@gmail.com">nitishzulpe@gmail.com</a>		
<b>7. Courses and Admission</b>	Course	Admission Procedure*	
	UG B.C.A. B.Sc. CS B.Sc. SE B.Sc. NT B.Sc. BT BBA PG M.Sc. CS M.Sc. SE M.Sc. SAN M.Sc. BT	Other*        Other*	
<b>8. Total Teaching Faculty Position (Cadre-wise)</b>	Assistant Professor - 43		
<b>9. Total Non-Teaching Staff</b>	38		
<b>10. Faculty-wise Intake capacity and Students enrolment for last three years (Course-wise)</b>			
			<b>Students enrolment</b>
	<b>Sr. No.</b>	<b>Name of Course</b>	<b>Intake Capacity</b>
			<b>2016-17</b>
			<b>2017-18</b>
			<b>2018-19</b>
	1.	B.C.A.	320
	2.	B.Sc. CS	320
	3.	B.Sc. SE	80
	4.	B.Sc. NT	80
			176
			228
			144
			352
			377
			386
			40
			94
			79
			0
			6
			4



5.	B.Sc. BT	80	96	108	84
6.	B.B.A.	80	65	58	79
7.	M.Sc. CS	90	108	108	102
8.	M.Sc. SE	60	33	30	9
9.	M.Sc. SAN	30	25	32	13
10.	M.Sc. BT	60	16	25	35

**11. Course-wise fees received  
(For last three years)**

Sr. No.	Course	Year		
		2016-17	2017-18	2018-19
1	BCA	7393439	5575589	7283656
2	BSc CS	13846566	10791863	18706214
3	BSc SE	2986876	2292187	4078036
4	BSc NT	165938	74341	142021
5	BSc BT	6174958	5056662	8094541
6	BBA	1423606	709261	1701591
7	MSc CS	4284415	3339159	4909874
8	MSc SE	861953	937009	725322
9	MSc SAN	938008	766644	1032189
10	MSc BT	1026739	945527	2217812
		<b>39102498</b>	<b>30488242</b>	<b>48891258</b>

**12. Total Research grant received along with funding agencies for last three years**

NIL

**13. Total Development grant received from other than university sources for last three years**

NIL

\* National/State/Various Council Test/ University Entrance Test/University Merit list/ Other  
(Please Specify)



### A. Administrative Set up

Particulars	Status		Max marks	Marks obtained	Remarks
	Yes	No			
<b>1. Accreditation other than NAAC</b>			05		00
Quality certification like ISO, NIRF, NBA etc		✓			
<b>2. Special Programmes</b>					
College with Potential for Excellence (CPE), DSTFIST etc.		✓	05		00
<b>3. Principal</b>					
a. Regular			05		
b. In charge (University Approved)	✓		02		02
<b>4. Faculty</b>	Sanctioned	Working			
100%	43	55	10		10
75%			07		
50%			03		
25%			02		
a. Teacher student ratio	1 : 20 or below		05		
	1: more than 20	1:38	03		03
<b>5. Non-teaching Staff</b>	Sanctioned	Working			
71% -100%	38	38	05		05
51%-70%			03		.
50%			02		.
<b>6. Teaching Staff Meetings</b>					
a. Teaching staff meetings conducted regularly? (Min. 05)	Yes		05		05
b. Minutes of the meetings with ATR	Yes		05		05
<b>7. Courses (Title)</b>	Intake	Registration count (Up to intake -5 marks less 3 marks) Max. 25			
a. Ph.D.	8x6=48	25	5/3		03
b. PG	240	159	5/3		03



c. UG	960	776	10 / 3	03	
d. Other	-		5 / 3	-	
<b>Total No of Students</b>	<b>1200</b>	<b>935</b>			
8. Whether college has Vision, Mission statement?	Yes		03	03	
9. Whether college has Perspective development plan?	Yes		02	02	
10. Whether SWOC analysis of college is performed?	Yes		03	03	
11. Whether IQA cell is functioning?	Yes		03	03	
12. Whether Self-Appraisal Report of all staff submitted to administration?	Yes		04	04	
			<b>Total</b>	<b>75</b>	<b>54</b>



## B. Academic Activities

Particulars	Status		Max marks	Marks obtained	Remarks
	Yes	No			
1. Whether Academic Calendar is prepared and monitored?	Yes		02	02	
2. Whether Subject Wise Teaching plan is prepared and monitored?	Yes		02	02	
3. Time Table					
a. Teaching	Yes		02	02	
b. Internal Assessment with record	Yes		03	03	
c. Examination Control Room	Yes		02	02	
4. Apart from class room instruction other avenues of learning provided for the students					
a. In Plant Training		No	02	02	
b. Seminars	Yes		02	02	
c. Workshops	Yes		02	02	
d. Field Trainings/ Projects Internships	Yes		03	03	
5. Result Analysis for last 3 years	Yes				
Result 71-100%			05		
51- 70%	65.81%		03	03	
50% or below			02		
6. Remedial system	Yes		03	03	
7. Whether Students' Feedback collected and analysed?	Collected		02	02	
a. Collected	Analysed		02	02	
b. Analysed					
8. Whether Alumni Association registered and meeting conducted?	Registered and Meetings conducted		02	02	
a. Registered			02	02	
b. Meetings conducted (atleast 02 in a year)					
9. Student Centric Activities like soft skills, group discussion, competitions etc.	Yes		03	03	
10. Participation of students in conferences, workshops etc.	Yes		02	02	



11. Student placement for 3 years					
	71-100%		03		
	51- 70%		02		
	50% or below	<b>19.94%</b>	01	01	
12. Students' participations in Avhan, Avishkar, Krida Mahotsav, Youth Festival, Indradhanush and achievements (One mark for each)	<b>Yes</b>		05	05	
13. Sport facility Physical education director Gym / Outdoor / indoor stadium	<b>Yes</b>		02 03	02 03	
14. Participation of teachers in university exam work	<b>Yes</b>		02	02	
15. Students' representation in Sport and Cultural activities at State: National: International Level			01 02 03	—	
16. Is CSR or Society funded E & L scheme running	<b>No</b>		04	—	
17. College / institution gives award or cash prize	<b>Yes</b>		03	03	
18. Students attendance record	<b>Yes</b>		02	02	
19. Staff Biometric attendance	<b>Yes</b>		02	02	
20. Practical attendance record	<b>Yes</b>		02	02	
		<b>Total</b>	<b>75</b>	<b>61</b>	



### C. Research Activities

Particulars	Status		Max marks	Marks obtained	Remarks
	Yes	No			
1. No. of Research Guide among existing staff		No		-	
	71-100%		03	-	
	51- 70%		02	-	
	50% or below		01	01	
				-	
2. No. of Teachers with Ph.D. degree	71-100%		03	-	
	51- 70%		02	-	
	50% or below	3	01	01	
				-	
3. No of funded Research projects	Total 03 or more		03	-	
	Total 02		02	-	
	Total 01		01	-	
4. Total grant received/ revenue resource other than university funds	15 L or more		03	-	
	10L		02	-	
	5 L		01	-	
5. Memorandum of Understanding (MOU) / collaboration with industry / research institute	Yes		05	05	
6. Conferences /Symposium / Workshops etc organised					
a. International			03	-	
b. National			02	-	
c. State/ Regional	8		01	01	
7. Number of faculty attended the Conference, workshops (52 staff)	61-100%		03	03	
	51- 60%		02	-	
	50% or below		01	-	
8. No of faculty invited as resource person at university/ state/national level	61-100%		04	-	
	51- 60%		02	-	
	50% or below		01	-	



9. Research papers/chapter in book				
a. International 11	(26) Total	More than 10	10	10
		Less than 10	05	-
b. National 03	(04) Total	More than 10	05	-
		Less than 10	03	03
10. Total Number of books/		More than 05	05	-
Reference books edited/published by the teachers		Less than 05	03	-
<b>Total</b>			<b>50</b>	<b>24</b>

#### D: Infrastructure

Particulars	Status		Max marks	Marks obtained	Remarks
	Yes	No			
With facility Int. CCTV, computer					
1. Building with Internet, CCTV, computer facility.					
a. Separate	Yes		03	03	
b. Shared			02		
2. Principals' Cabin with washroom	Yes		02	02	
3. Administrative Office	Yes		02	02	
4. Visiting Room/ Waiting room	Yes		02	02	
5. Staff room					
a. All staff with washroom			02		
b. Shared with washroom	Yes		01	01	
6. Girls room with washroom	Yes		02	02	
7. Boys Common room	Yes		02	02	
8. Class rooms with adequate facilities	Yes		04	04	
9. ICT Resources (LCD, Audio-Video, Smart Interactive Board) With 30 benches	Yes		03	03	
10. Computers with internet to all faculty	Yes		02	02	
11. Auditorium or multipurpose hall	Yes		02	02	
12. Well Equipped Laboratories Adequate Equipment /Instruments	Yes		04	04	
13. Internet Access to students	Yes		02	02	



14. Parking for Students and Staff	Yes		02	02	
15. Purified Drinking Water facility (with RO System)	Yes		02	02	
16. Garden/plantation/Open Lawn/	Yes		02	02	
17. Store room	Yes		02	02	
18. Workshop / creation room		No	02	-	
19. College Library Reading room min 50 chairs	Yes		02	02	
20. Library with e-access	Yes		02	02	
21. Books purchased more than Rs:1 lakh/ year		No	02	-	
22. Grievances /Redressel Committee	Yes		02	02	
23. Anti-ragging committee	Yes		02	02	
24. Ramp for Physically challenged persons			02	-	
25. Safety equipment's (Fire extinguisher min. 1/ floor)	Yes		02	02	
26. Generator, Inverter, UPS Systems	Yes		02	02	
27. Security system	Yes		02	02	
28. Use of Surveillance System	Yes		02	02	
29. Energy and water saving practices-Green audit, water harvesting, waste and e-waste management	Yes		04	04	
30. Placement/Counselling centre (2 marks each).	Yes		04	04	
<b>Total</b>			<b>70</b>	<b>63</b>	
<b>E. Qualitative analysis of the college / Institution assigned the by the expert committee.</b>			30	29	
<b>Grand Total of A+ B+ C+ D+E</b>			<b>300</b>	<b>231</b>	

• Please provide details for last three years in year wise manner of the following



## Annexures

1. Details of Teaching staff  
Attached Separately (Annexure – I)

2. Details of Projects undertaken by the Teachers

Principal Investigator	Title of the project	Type of the project Research/ Development / Consultancy	Agency	Duration	Amount	Status
-	-	-	-	-	-	-

3. Student admission: As per intake capacity and as per reservation rule

Year	Number of seats earmarked for reserved category as per GOI or state Government rule					Number of students admitted from the reserved category					Total	Intake
	SC 13%	ST 7%	OBC 19%	Gen	Other	SC	ST	OBC	Gen	Other		
2013-14	168	90	245	787	0	96	2	77	320	54	549	1290
2014-15	168	90	245	787	0	102	4	122	413	114	755	1290
2015-16	168	90	245	787	0	131	8	132	501	83	855	1290
2016-17	150	81	219	702	0	105	3	113	622	92	935	1150
2017-18	150	81	219	702	0	130	9	137	657	126	1059	1150
2018-19	150	81	219	702	0	76	11	130	599	205	935	1150

4. Overall results Analysis

Sr. No.	Course	First Year		Second Year		Third Year		Overall Passing Percentage
		Appear	Passed	Appear	Passed	Appear	Passed	
1	BCA	128	58	97	81	104	45	55.93%
2	B.Sc. CS	372	240	263	220	226	118	67.13%
3	B.Sc. SE	75	37	58	54	57	42	70.00%
4	B.Sc. NT	3	0	2	2	7	6	66.67%
5	B.Sc. BT	79	50	69	61	62	42	72.86%
6	BBA	68	20	16	12	28	14	41.07%
7	M.Sc. CS	94	83	71	47	-	-	78.79%
8	M.Sc. SE	8	6	16	10	-	-	66.67%
9	M.Sc. SE	8	6	19	7	-	-	48.28%
9	M.Sc. SAN	10	7	19	7	-	-	48.28%
9	M.Sc. SAN	10	7	19	7	-	-	48.28%
9	M.Sc. SAN	10	7	19	7	-	-	48.28%
10	M.Sc. BT	33	28	10	11	-	-	90.70%
<b>Average Passing Percentage</b>								<b>65.81%</b>



6. List of Co - Curricular activities: - **Annexure - II**
7. List of Extracurricular activities: - **Annexure - III**
8. Best Practices adopted: -
9. Programmes under Institutional Social Responsibility: - **Annexure IV**
10. Research papers (Last 3 years)

Sr. No.	Name of Teacher	No. of Publications	Citations (Google Scholar / Scopus / Web of Science)	h-index
1	Dr. N. S. Zulpe	2	178	3
2	Dr. N. V. More	3	6	1
3	Mr. I. M. Kazi	2	49	1
4.	Mr. K. S. Jeve	2	5	2
4	Dr. V. V. Bhosle	4	15	1
5	Mr. K. P. Maknikar	1	-	-
6	Ms. D. H. Mahamuni	2	-	-
7	Ms. K. S. Gomare	5	-	-
8	Mr. A. A. Pawle	1	-	-
9	Mr. B. M. Sontakke	1	1	1
10	Ms. G. M. Joshi	1	-	-
11	Mr. V. D. Patil	1	-	-
12	Ms. M. A. Gaikwad	1	-	-
13	Mr. Yogesh Rajput	1	-	-
14	Mr. Rahul Sagar	1	-	-
15	Mr. V. V. Patil	1	22	4
16	Ms. S. R. Surwase	1	-	-
	<b>Total</b>	<b>30</b>	<b>8</b>	<b>10</b>

11. Seminars/ Conferences/Workshops organized and the source of funding (national / international) with details: (Last 3 years)

Name of Conference/ Seminars / Workshops	Funding agencies	No. of Participants	National/ International	Remarks, if any
-	-	-	-	-

12. Awards / recognitions received at the national and international level by teachers/students



3. English

**Elective Technical Courses:**

1. JAVA
2. Web programming using PYTHON
3. Software Testing
4. .NET

Multinational companies like Wipro, TCS, Tech-Mahindra, Syntel, i-GATE Patni, IBM etc. are our industry partners and conduct their placement drives at our campus twice, trice in a year. TCS recruitment is done through different programmes such as Open Ignite, Micro-degree, Cert-n-edge etc. The cell constantly identifies and searches vacancies where students can be placed. Accordingly, students fulfilling eligibility criteria are given assistance to appear for off campus interviews of the companies searched by the placement cell.

Sr. No	Year	On Campus Placement	Off campus placement	Total
01	2014-15	39	158	197
02	2015-16	36	69	105
03	2016-17	22	110	132
04	2017-18	8	79	87
05	2018-19	29	33	62

17.State the Innovative practices of the College: -

18.Highlight the participation of students and faculty in extension activities: **Annexure IV**

19.Future plans of the College

- a. Long term
- b. Short term

20.Special achievements of the College

**Placement in Multinational Companies**

Sr. No.	Company	No. of Placed Students
1	Wipro	36
2	Tata Consultancy Services (TCS)	11
3	Capgemini	7
4	ICIC Bank	5
5	Amezon India	1
6	Impact Infotech	1
7	Zaylion	1
	<b>Total</b>	<b>62</b>



## University Merit

Sr. No.	Class	Rankers
1	B.Sc. Computer Science	3
2	BCA	2
3	B.Sc. Software Engineering	3
4	B.Sc. Biotechnology	2
5	M.Sc. Computer Science	2
6	M.Sc. Sys. Admin. & Networking	2
	<b>Total</b>	<b>14</b>

21. State any other relevant highlighted information about College


- 1.
- 2.
- 3.

Declaration by the Principal of the Institution:

I certify that the data included in this Academic Audit Report (AAR) are true to the best of my knowledge.

This AAR is prepared by the College/institution after internal discussions, and no part thereof has been outsourced.

I am aware that the AA Peer team will validate the information provided in this AAR during the peer team visit.

  
Principal of the College  
College of Computer Science  
and Information Technology, Latur

Place:

Date:



## Committee Report

### Detail Remarks from Committee:

1. Enhance placement ratio
2. Strengthen research activities
3. Develop smart class rooms.
4. Consultancy services to be enriched.
5. Focus to be given on co-curricular activities
6. Library should be enriched.
7. Alumni Funding to be increased.
8. More national/international conferences to be organized.
9. MOU's to be functional.




### 22. Overall Graduation of the College

	Max Marks	Marks Obtained	Score (% of Marks)
Section A	75	54	72.0
Section B	75	61	81.33
Section C	50	24	48.0
Section D	70	63	90.0
Section E	30	29	96.6
<b>Grade Secured</b>	<b>300</b>	<b>231</b>	<b>77.0</b>

Date : 5/12/19

Grade secured : 'A'

Place : Latur

Name of the Committee Member	Signature
Principal/Director/Coordinator Dr. N. S. Zulpe	
Name: Dr. E. U. Masumdar (Chairman)	 5/12/19
Name: Dr. R. J. Topre (Member)	
Name: Dr. R. R. Londhe (Member)	